

Directions/Reminders:

The storyline of comic strip #1 should fit the story of the water droplet turning into a snowflake and becoming part of a glacier

Think of a title for the first comic strip

You may use the title, the Great Aqua Adventure or be creative on your own

Directions/Reminders:




- Try to include science vocabulary or your understanding of how the water cycle works as you write the dialogue of the characters
- Introduce the characters:
 - Ex: Sun might say: “Hello world, I’m the Sun, Earth’s power source for driving the water cycle
- You can give the characters creative names connected to the water cycle. For example: Mr. Droplet

Directions/Reminders:

- Copy/draw the next two slides on a piece of paper
- Add at least 2-3 sentences to each speech bubble to really transform this comic strip into a story
- The last column is open for your choice of how to add words or pictures to conclude the story
- If you are able, color your comic strip

COMIC STRIP TITLE #1






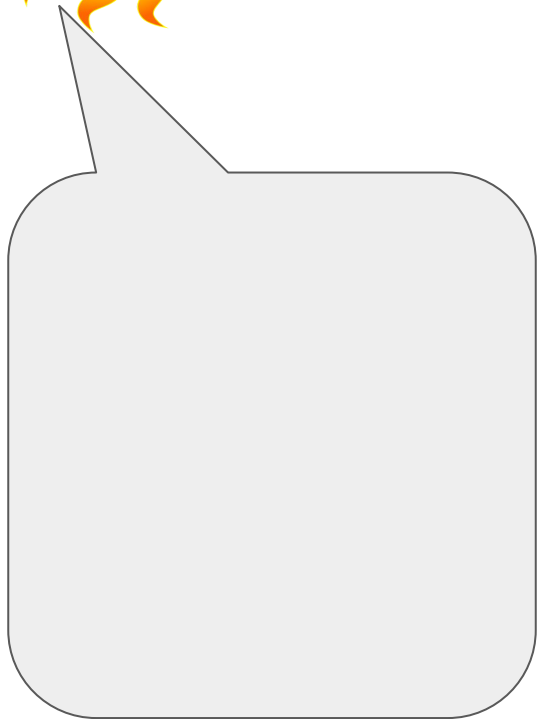

glacier



Directions/Reminders:

The storyline of comic strip #2 is your choice. You can use the “worried looking” droplet to fit the story of the water droplet being evaporated or you may change it to your own idea

Directions/Reminders:

- Copy/draw the next two slides on a piece of paper
- Add a title
- Add at least 2-3 sentences to each speech bubble to really transform this comic strip into a story
- The last two columns are open for your choice of how to add words or pictures to conclude the story
- If you are able, color your comic strip





You may take a picture of your comic strips
and email them to me if you would like to

My email is goreal@hickoryschools.net

Or you can send them to me through Class
Dojo if you would like